




# Assembly Instructions


## Modular Adaptor

1



The modular adaptor may be used with a wide variety of Plasson Series 7 compression fittings. Tee fittings are shown for illustration purposes.

2




Remove nut and split ring and set them aside.

3



Assemble adaptor on fitting body, hand tighten nut then add 1/2 turn with Plasson wrench. The nut need not reach the last thread for an effective seal.

4



Repeat procedure with a second fitting body.

5



The assembly is ready for a third fitting or for nut and split ring.