


# AUSSIE GMP

## INDUSTRIAL PUMPS



Quality  
ISO 9001  
SAI GLOBAL



# PRIMED FOR ACTION

SELF-PRIMING ... FAST TO SET UP, SIMPLE TO MAINTAIN

Cast iron motor pumps .....	2
Bronze motor pumps .....	3
Stainless steel electric drive .....	3
Engine drive (petrol & diesel) .....	4
Hydraulic drive .....	5
Atex diesel fuel transfer .....	6
Bare shaft .....	7

**3** GMP  
year  
warranty

*Aussie Pumps*

[aussiepumps.com.au](http://aussiepumps.com.au)

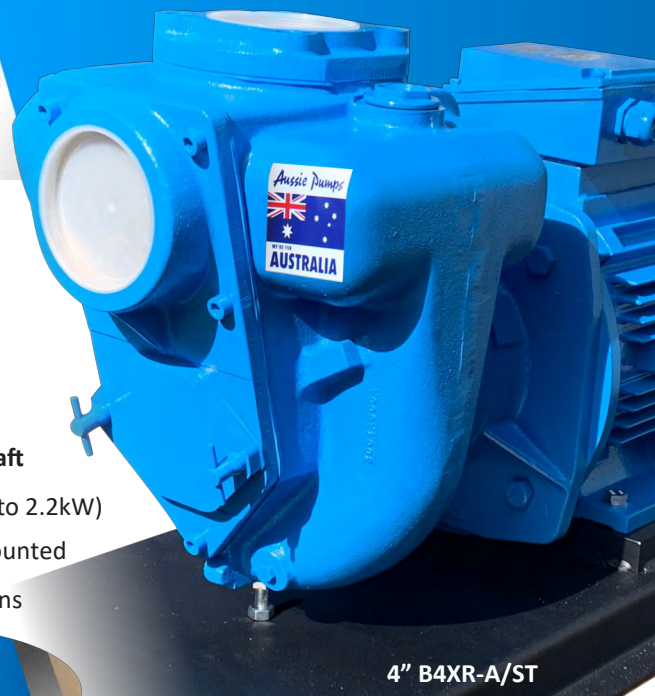
# AUSSIE GMP

PRIMED FOR ACTION

## Semi Trash Pumps

### CAST IRON PERFORMANCE

EFFLUENT PUMPS



3 year GMP warranty

4" B4XR-A/ST

- Heavy duty cast iron construction
- Open non clog style impeller
- Self primes from 6 metres vertical lift
- Front mounted clean out port
- Close coupled to a heavy duty TEFC single or three phase electric drive motor
- Silicon carbide seals standard
- Stainless steel wear plate
- 316 stainless steel motor shaft
- Cast iron foot mounting (up to 2.2kW)
- All pumps over 4kW base mounted
- Stainless steel impeller options

Suct/Del port	Model	CAT no. (old/current)	Motor	kW	IP rating	Total Head (m)	Max Capacity (l/m)	Solid size (mm)	Weight (kg)
1½ x 1½	B1½KQ-A/ST	EA6E	1φ, 240v	0.75	54	15	270	11	20
		EA6F	3φ, 415v						
2" x 2"	B2KQ-A/ST	EB93	1φ, 240v	2.2	54	18	440	19	31.5
		EB78	3φ, 415v						
3" x 3"	B3KQ-A/ST	EA3M/EAR5	1φ, 240v	2.2	54	16	900	27	31.5
		EAR6	3φ, 415v						
	B3XR-A/ST	EAS1/EAFV		4		26	1300	19	79
		EAS3/EANH	3φ, 415v	5.5	55	26	1400	24	96
		EAS5/EANL		7.5		31	1500	24	98.5
4" x 4"	B4KQ-A/ST	EAR8/EAGF	3φ, 415v	4	55	14	1600	37	83.5
		EADL	3φ, 415v	11	55	30	2200	35	217
	B4XR-A/ST	EAS7/EANM		15		29	2300	39	228

#### Applications

- Industrial waste
- Livestock effluent
- Sewage
- Abattoir waste
- Livestock waste
- Batch plant
- Wash bay water recirculation
- Mineral processing
- Quarries
- Food processing



#### Rejuvenation kits...

Contain gaskets, mech seal, counterface & complete check valve to make servicing these pumps a breeze.



6" & 8" slow speed high flow options available

Performance figures shown are a guide only. Call for full data sheets with performance curves.

## High Head, Self Priming Pumps

- Heavy duty cast iron construction
- Open style impeller
- Self primes from depths of 6 metres
- Replaceable suction port
- Close coupled to a heavy duty TEFC single or three phase electric drive motor
- Carbon/Alumina mech seal standard, other seal options available
- All pumps over 4kW base mounted



Port size (in/out)	Model	CAT no.	Motor	kW	IP rating	Total Head (m)	Max Capacity (l/m)	Solid size (mm)
2" x 2"	G2TMK-A	EA3S/EAEL	1φ, 240v	2.2	54	33.5	375	5
		EAT6/EADT	3φ, 415v					
2" x 1½"	B1½ZPM-A*	EAL5/EANN	3φ, 415v	7.5	55	58.5	600	6
2" x 2"	B2ZPM-A*	EANP	3φ, 415v	15	55	70	800	6
3" x 3"	B3ZPM-A	EAH0	3φ, 415v	18.5	55	71	1250	14
<b>NEW 2" &amp; 3" Semi trash high pressure pumps ... Silicon carbide mech seal &amp; stainless steel shaft</b>								
3" x 3"	G2TMK-A/ST	EA9P		3		34	400	8
		EANC		4		35	800	8
	G3TMK-A/ST	EAND	3φ, 415v	5.5	55	40	910	10
		EANE		7.5		47	850	13
		EANG		11		54.4	1100	16
	B3ZPM-A/ST	EANR		15		64	1250	13
		EA9A	3φ, 415v	18.5		70	1250	14
		EA9B		22		78	1250	19

Performance figures shown are a guide only. Call for full data sheets with performance curves.




# AUSSIE GMP

PRIMED FOR ACTION

## Self Priming NIAL BRONZE ...

SEAWATER  
PUMPS

- Heavy duty cast construction
- Big open impeller
- Self primes from 6 metres
- Replaceable suction cover for easy service
- NIAL (nickel aluminium) bronze, Mil-Spec equivalent
- Close coupled to a heavy duty TEFC single or three phase electric motor IP rated
- Cast iron foot mount on pumps to 2.2kW, steel base plate standard from 4kW



3" B3ZPM-A/B

Port size (in/out)	Model	CAT no.	Motor	kW	IP rating	Total Head (m)	Max Capacity (l/m)	Solid size (mm)	Weight (kg)
<b>NIAL bronze - Marine Grade ... stainless steel plugs &amp; fasteners</b>									
1" x 1"	B1KQ-A/B	EA9M	1φ, 240v	0.37	54	12	130	6	19
		EA9N	3φ, 415v						
2" x 2"	B2KQ-A/B	EB88	1φ, 240v	2.2	54	19	450	16	27.5
		EA7V	3φ, 415v						
3" x 3"	B3KQ-A/B	EABS/EAT1	1φ, 240v	2.2	54	16	840	27	33
		EAT2	3φ, 415v						
	B3XR-A/B	EAB5/EALB	3φ, 415v	4	55	28	1300	19	82.5
		EALC	3φ, 415v	5.5		28	1400	24	105
4" x 4"	B4KQ-A/B	EAB4/EALE	3φ, 415v	4	55	15	1650	35	88
		B4XR-A/B	EAB7/EAFG						

High head options ... to transfer long distances or up a steep gradient

2" x 2"	G2TMK-A/B	EA9H	1φ, 240v	2.2	54	34	400	8	37	
		EA4R	3φ, 415v							2.2
3" x 3"	G3TMK-A/B	EAHS	3φ, 415v	4	55	35	850	8	90	
		EAHV	3φ, 415v			7.5	44	900	13	112
		EAFR	3φ, 415v			11	52	1030	16	208
	B3ZPM-A/B	EAFD		15	65	1200	13	225		
		EADV	3φ, 415v	18.5	70	1200	14	245		
		EARV		22	76	1200	19	280		

Performance figures shown are a guide only. Call for full data sheets with performance curves.

## CAST 316 STAINLESS STEEL ... corrosion & abrasion resistant

Test report from foundry

Port size (in/out)	Model	CAT no.	Motor	kW	IP rating	Total Head (m)	Max Capacity (l/m)	Solid size (mm)	Weight (kg)
<b>Stainless Steel—316 Grade for corrosive applications</b>									
2" x 2"	B2KQ-A/X	EB92	1φ, 240v	2.2	54	20	440	16	23.5
		EASM	3φ, 415v						
3" x 3"	B3XR-A/X	EAD2/EALP	3φ, 415v	4	55	28	1300	19	78.2
		EAC6/EALR		5.5			1400	24	96
4" x 4"	B4XR-A/X	EAAC	3φ, 415v	15	55	31	2100	32	225

High head options ... for transfer long distances or up a steep gradient

2" x 2"	G2TMK-A/X	EB85	3φ, 415v	2.2	55	32	340	5	37
		EACB/EALV	3φ, 415v						
3" x 3"	G3TMK-A/X	EABE/EALZ	3φ, 415v	7.5	55	44	850	13	106
		EACD	3φ, 415v						



DET NORSKE VERITAS

Mech seals on bronze & stainless steel pumps... carbon mech seal face/alumina counterface, nitrile rubber seal & 316 stainless steel casing

### APPLICATIONS

- Deck wash down
- Fire fighting
- Bilge pump out
- Salvage pump
- Marine air conditioning
- Diesel fuel transfer

### Rejuvenation kits...

Contain gaskets, mech seal, counterface & complete check valve to make servicing these pumps a breeze.



## CAST 316 STAINLESS STEEL ... corrosion & abrasion resistant

Test report from foundry

Port size (in/out)	Model	CAT no.	Motor	kW	IP rating	Total Head (m)	Max Capacity (l/m)	Solid size (mm)	Weight (kg)
<b>Stainless Steel—316 Grade for corrosive applications</b>									
2" x 2"	B2KQ-A/X	EB92	1φ, 240v	2.2	54	20	440	16	23.5
		EASM	3φ, 415v						
3" x 3"	B3XR-A/X	EAD2/EALP	3φ, 415v	4	55	28	1300	19	78.2
		EAC6/EALR		5.5			1400	24	96
4" x 4"	B4XR-A/X	EAAC	3φ, 415v	15	55	31	2100	32	225

High head options ... for transfer long distances or up a steep gradient

2" x 2"	G2TMK-A/X	EB85	3φ, 415v	2.2	55	32	340	5	37
		EACB/EALV	3φ, 415v						
3" x 3"	G3TMK-A/X	EABE/EALZ	3φ, 415v	7.5	55	44	850	13	106
		EACD	3φ, 415v						



### APPLICATIONS

- Aggressive water pumping
- Sewage handling
- Acid & solvent pumping
- Industrial food waste
- Agricultural chemical transfer



# AUSSIE GMP

PRIMED FOR ACTION

## PORTABLE ENGINE DRIVE Self Priming Pumps

- Heavy duty cast iron, NiAl bronze or cast 316 stainless steel construction
- Big open impeller
- Self primes from 6 metres
- Replaceable suction cover for easy service
- Front opening clean out port & stainless steel wear plates on semi trash versions
- Powered by Honda petrol or Yanmar diesel engines
- Stainless steel frame option with anti vibration mounts
- Silicon carbide/alumina seals standard on cast iron semi trash pumps



B3XR-A/ST  
Water cart special (no frame)



### Rejuvenation kits...

Contain gaskets, mech seal, counterface & complete check valve to make servicing these pumps a breeze.



### Applications ...

- Cast Iron**
- Water carting
  - Ag water transfer
  - Fire fighting
  - Irrigation
  - Dewatering
  - Batch plant processing



Port size (in/out)	Model	CAT no.	Engine	HP	RPM	Total Head (m)	Max Capacity (l/m)	Solid size (mm)	Weight (electric start)
--------------------	-------	---------	--------	----	-----	----------------	--------------------	-----------------	-------------------------

### Cast Iron Semi Trash ... dirty water specialists

3" x 3"	B3KQ-A/ST	AA5B	YANMAR diesel e/start	7	3000	16	900	27	63
	B3XR-A/ST Water cart special (no frame)	AA6A	HONDA petrol	13	3600	40	1250	20	95
	B3XR-A/ST	AA6A	YANMAR diesel e/start	10	3000	28	1000	20	100
AA6A		HATZ diesel e/start	11	3600	40	1250	20	tba	
4" x 4"	B4KQ-A/ST	AA3S	YANMAR diesel e/start	10	3000	21	1500	35	100

Call for details on the 6" & 8" engine drive options. Stainless steel impeller options.

### Ni Al bronze ... corrosion resistant

2" x 2"	B2KQ-A/B	AA1C	YANMAR diesel e/start	10	3000	34	400	6	82
		AA3B	YANMAR diesel recoil YANMAR diesel e/start	4.8	3000	19	450	16	50
3" x 3"	B3KQ-A/B	AA4B	YANMAR diesel recoil YANMAR diesel e/start	7	3000	16	840	27	63
			YANMAR diesel e/start	10	3000	15	1650	35	100

### Stainless steel ... corrosion & abrasion resistant

2" x 2"	B2KQ-A/X	AA2B	YANMAR diesel recoil YANMAR diesel e/start	4.8	3000	20	440	16	50
			YANMAR diesel e/start	10	3000	24	1250	24	100
3" x 3"	B3XR-A/X	AA2C	YANMAR diesel e/start	10	3000	24	1250	24	100
4" x 4"	B4XR-A/X		KOHLER diesel KD477 e/s	23	3000	31	2100	32	180

Performance figures shown are a guide only. Call for full data sheets with performance curves.

### Ni Al bronze

- Deck wash down
- Bilge pump out
- Salvage pump
- Marine fire fighting

### Stainless steel

#### aggressive water pumping

- Mining
- Sewage handling
- Acid & solvent pumping
- Chemical transfer



B2KQ-A/X  
Yanmar powered stainless steel 2" pump

Mech seals on bronze & stainless steel pumps... carbon/alumina faces, nitrile rubber seal & 316 stainless steel casing






# AUSSIE GMP

PRIMED FOR ACTION

## HYDRAULIC DRIVE

Harness remote power for flexible installations in marine, mining & mobile applications

- Available in cast iron, Ni Al bronze & stainless steel
- Heavy duty cast construction
- Big open impeller
- Self primes from 6 metres
- Replaceable suction cover
- Front opening port & stainless steel wear plate on cast iron semi trash versions (ST)
- Carbon/alumina mechanical seal standard on bronze & stainless steel pumps
- Silicon carbide/alumina seals standard on cast iron semi trash pumps
- Stainless steel impeller options available



3" G3TMK-A/ST

### APPLICATIONS

#### Cast Iron

- High pressure water transfer
- Boom spray
- Machinery wash down
- Spray irrigation
- Fire fighting
- Industrial process pumping

#### Ni Al bronze

- Bilge pump out
- Deck wash down
- Salvage pump
- Marine fire fighting

#### Stainless steel

- Aggressive water pumping
- Sewage handling
- Acid & solvent pumping
- Industrial food waste
- Ag chemical transfer

## Cast Iron Semi Trash ... dirty water specialists

Port size (in/out)	Model	CAT No.	PSI	Total Head (m)	Max Capacity (l/m)	Solid size (mm)	Hydraulic requirements at 3,000 rpm	Weight (kg)
2" x 2"	B2KQ-A/ST	AA9A/AA6U	25	18	440	19	8.5cm <sup>3</sup> /rev, 100 bar (3kW)	18.5
	B3KQ-A/ST	AA5B/AA7U	22	16	900	27	8.5cm <sup>3</sup> /rev, 100 bar (3kW)	20.2
3" x 3"	B3XR-A/ST	ASM8	43	31	1500	35	22cm <sup>3</sup> /rev, 150 bar (12.5kW)	56
		ASD9	43	31	1500	35	35cm <sup>3</sup> /rev, 100 bar (12.5kW)	56
	G3TMK-A/ST	ASM9	77	55	1100	16	22cm <sup>3</sup> /rev, 150 bar (12.5kW)	61
4" x 4"	B4KQ-A/ST	ASM7	20	14	1600	37	22cm <sup>3</sup> /rev, 150 bar (12.5kW)	64
		ASD8	20	14	1600	37	35cm <sup>3</sup> /rev, 100 bar (12.5kW)	64
	B4XR-A/ST	ASE9	42	30	2200	39	35cm <sup>3</sup> /rev, 100 bar (12.5kW)	65

## Ni Al bronze ... corrosion resistant


Port size (in/out)	Model	CAT No.	PSI	Total Head (m)	Max Capacity (l/m)	Hydraulic requirements at 3,000 rpm	Weight (kg)
2" x 2"	B2KQ-A/B	AAT3/AAW1	25	18	440	8.5cm <sup>3</sup> /rev, 100 bar (3kW)	18.5
3" x 3"	B3KQ-A/B	AA3G/AA1Q	22	16	900	8.5cm <sup>3</sup> /rev, 100 bar (3kW)	20.2
4" x 4"	B4KQ-A/B		21	15	1520	35cm <sup>3</sup> /rev, 100 bar (12.5kW)	64
3" x 3"	B3XR-A/B		43	31	1500	35cm <sup>3</sup> /rev, 100 bar (12.5kW)	56
4" x 4"	B4XR-A/B		42	30	2200	35cm <sup>3</sup> /rev, 100 bar (12.5kW)	65

Mech seals on bronze & stainless steel pumps... carbon mech seal face/ alumina counterface, nitrile rubber seal & 316 stainless steel casing

## Cast 316 Stainless steel ... corrosion & abrasion resistant

Port size (in/out)	Model	CAT No.	PSI	Total Head (m)	Max Capacity (l/m)	Hydraulic requirements at 3,000 rpm	Weight (kg)
3" x 3"	B3XR-A/X		43	31	1500	35cm <sup>3</sup> /rev, 100 bar (12.5kW)	56
4" x 4"	B4XR-A/X	ASFN	42	30	2200	35cm <sup>3</sup> /rev, 100 bar (12.5kW)	65

Performance figures shown are a guide only. Call for full data sheets with performance curves.



## SAFE DIESEL FUEL TRANSFER

These pumps are fitted with ATEX certified flameproof motors and are designed for transferring diesel fuel oil in hazardous environments.

- Heavy duty cast iron construction
- Big open impeller
- Self primes from 6 metres
- Replaceable suction cover
- ATEX certified flameproof heavy duty motor with IP 55 protection
- Viton/Carbon/Alumina seals standard
- Cast iron foot mounting
- All pumps over 4kW base mounted



Port size (in/out)	Model	CAT no.	Motor	kW	IP rating	Total Head (m)	Max Capacity (l/m)	Solid size (mm)	Weight (kg)
1½" x 1½"	B1½KQ-A ATEX	EAZ3	1φ, 240V	0.75	55	16	290	8.5	26.5
		2140	3φ, 415V						
2" x 2"	B2KQ-A ATEX	EA9D	1φ, 240V	1.5	55	19	440	16	32.5
		2141	3φ, 415V						
3" x 3"	B3KQ-A ATEX	EA9E	1φ, 240V	2.2	55	16	750	27	37.2
		2138	3φ, 415V						
	B3XR-A ATEX	2139		4	55	26	1300	19	84
		EAV4	3φ, 415V	5.5	55	26	1430	24	112
		2133		7.5	55	31	1500	24	118
4" x 4"	B4XR-A ATEX	EAV5	3φ, 415V	15	55	31	2300	39	202

### High head options ... for transfer of fuel oils long distances or up a steep gradient

Port size (in/out)	Model	Motor	kW	IP rating	Total Head (m)	Max Capacity (l/m)	Solid size (mm)	Weight (kg)	
3" x 3"	G3TMK-A ATEX	EABL	3φ, 415V	4	55	35	800	8	90
		EABM	3φ, 415V	5.5	55	40	910	10	106
		EABN	3φ, 415V	7.5	55	44	850	13	112
		EABP	3φ, 415V	11	55	55	1100	16	211

Performance figures shown are a guide only. Call for full data sheets with performance curves.

Manufactured in accordance with standards ATEX 94/9/CE (Ex) II 2G Ex d IIC T4)

### Refuelling Applications

- Machinery
- Marine diesel
- Earth movers
- Mining plant
- Generator/pump

### Other Applications

- Waste oil collection
- Heating oil transfer



## 1" Motor Pumps for Oil/Diesel Fuel Transfer (Not ATEX certified)

Designed for systems requiring high flow i.e. dump truck or crawler tractor fast refuelling in the field.

Port size (in/out)	Model	S/code	CAT no.	Motor	kW	Max Capacity (l/m)	Max Head (m)	Weight (kg)
1" x 1"	B1KQ-A	GB1KQ-A 12V	EA2P/EAPR	12 volt	0.55	120	14	18
		GB1KQ/A .75HP	EA4M	1φ, 240V		130	14	20
		GB1KQ-A.5KW 3P	EA2M	3φ, 415V				

Performance figures shown are a guide only. Call for full data sheets with performance curves.





# AUSSIE GMP

PRIMED FOR ACTION

## BARE SHAFT PUMPS

... designed for long coupling to electric motors, petrol or diesel engines, hydraulic or PTO drives

- Available in cast iron, Ni Al bronze & stainless steel
- Heavy duty cast construction
- Open non clog style impeller
- Self primes from 6 metres vertical lift
- Front mounted clean out port (cast iron semi trash pumps)
- Cast iron foot mounting
- Carbon/alumina mechanical seal standard on bronze & stainless steel pumps
- Silicon carbide/alumina seals standard on cast iron semi trash pumps
- Stainless steel impeller options available for cast iron pumps

### Cast Iron Semi Trash ... dirty water specialists

Port size (in/out)	Model	CAT No.	Required KW	RPM	Suct/Del	PSI	Total Head (m)	Max Capacity (l/m)	Solid size (mm)	Weight (kg)
2" x 2"	B2KQ-A/ST	AS79	1.5	2900	2" x 2"	25	18	440	19	15
	B3KQ-A/ST	AS67	2.2	2900	3" x 3"	22	16	900	27	17
3" x 3"	B3XR-A/ST	AS91	7.5	2900	3" x 3"	43	31	1500	24	46.5
	G3TMK-A/ST	ASA8	11	2900	3" x 3"	75	54	1100	16	51.5
4" x 4"	B4KQ-A/ST	AS71	4	2900	4" x 4"	20	14	1600	37	54.5
	B4XR-A/ST	ASB8	15	2900	4" x 4"	42	30	2200	39	64.5
6" x 6"	B6XRA-A	ASBR	22	2000	6" x 6"	34	24	4500	55	160
8" x 8"	B8XR-A	ASDV	65	1800	8" x 8"	42	30	9200	70	265

### Ni Al bronze ... corrosion resistant

Port size (in/out)	Model	CAT No.	Req'd kW	RPM	PSI	Total Head (m)	Capacity (l/m)	Weight (kg)
2" x 2"	B2KQ-A/B W	AS68	1.5	2900	25	18	400	15
3" x 3"	B3KQ-A/B W	AS69	2.2	2900	20	14.5	850	17
4" x 4"	B4KQ-A/B W	ASC6	4	2900	20	14.5	1650	54.5
2" x 2"	G2TMK-A/B W	ASB9	3	2900	43	31	400	22
3" x 3"	B3XR-A/B W	ASC3	7.5	2900	43	31	1500	46.5
4" x 4"	B4XR-A/B W	ASC5/ASDN	15	2900	43	31	2100	64.5

Mech seals on bronze & stainless steel pumps... carbon mech seal face/ alumina counterface, nitrile rubber seal & 316 stainless steel casing

### Cast 316 Stainless steel ... corrosion & abrasion resistant

Port size (in/out)	Model	CAT No.	Req'd kW	RPM	PSI	Total Head (m)	Capacity (l/m)	Weight (kg)
2" x 2"	B2KQ-A/X W	ASL1	1.5	2900	28	20	440	15
3" x 3"	B3XR-A/X W	ASD1	7.5	2900	43	31	1500	46.5
4" x 4"	B4XR-A/X W	ASDR	15	2900	43	31	2100	64.5

Performance figures shown are a guide only. Call for full data sheets with performance curves.



### APPLICATIONS

#### Cast Iron

- High pressure water transfer
- Boom spray
- Machinery wash down
- Spray irrigation
- Fire fighting
- Industrial process pumping

#### Ni Al bronze


- Bilge pump out
- Deck wash down
- Salvage pump
- Marine fire fighting

#### Stainless steel

- Aggressive water pumping
- Sewage handling
- Acid & solvent pumping
- Industrial food waste
- Ag chemical transfer

### Rejuvenation kits...


Contain gaskets, mech seal, counterface & complete check valve to make servicing these pumps a breeze.



6" semi trash (B6XR-A)







Australian Pump reserves the right to change specifications without notice.

The World's biggest range of self priming cast iron, bronze & stainless steel pumps ... can't find what your are looking for? ... call us

# Aussie Pumps

**Australian Pump Industries PTY LTD**

7 Gladstone Road, Castle Hill NSW 2154

02 8865 3500, info@aussiepumps.com.au, aussiepumps.com.au

