



4" Submersible Multistage Pumps 50Hz

Description

Submersible multistage centrifugal pumps for 4" wells, particularly suitable for water rising and distribution installations requiring very high pressures and flow rates.

Applications

Water plants and systems for residential and industrial use, for continuous or intermittent duty operation.

Pressurizing system.

Irrigation plants.

Design features

Motor coupling flange and discharge head are made in stainless steel (AISI 304).

Incorporated non-return check valve.

Floating type impellers in Noryl

Diffusers in non toxic polycarbonate

Shell, pump shaft, coupling, cable shield, suction screen external shell and all screws are in stainless steel.

Pump flanges for coupling with motors are made according to NEMA standards.

Operating Conditions

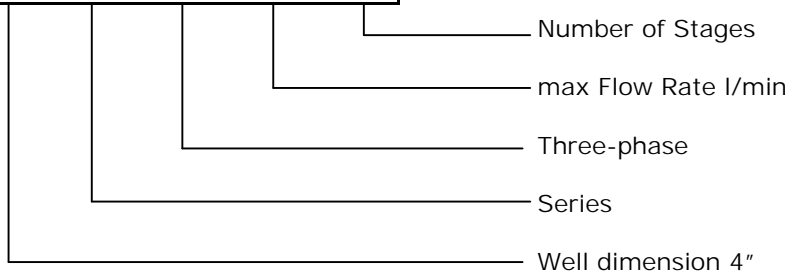
Max liquid temperature: 30° C

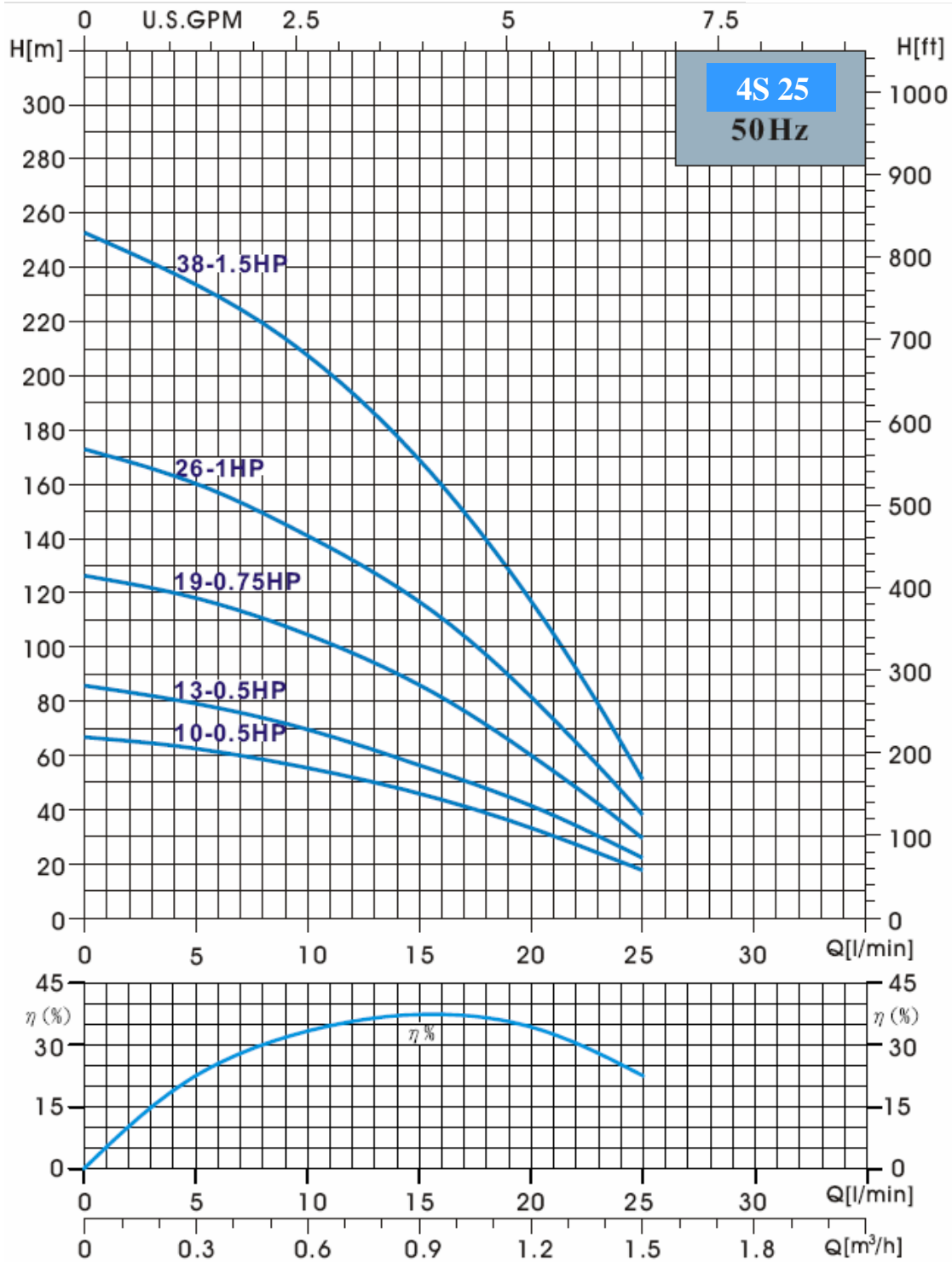
Max Sand content: 150 g/m³



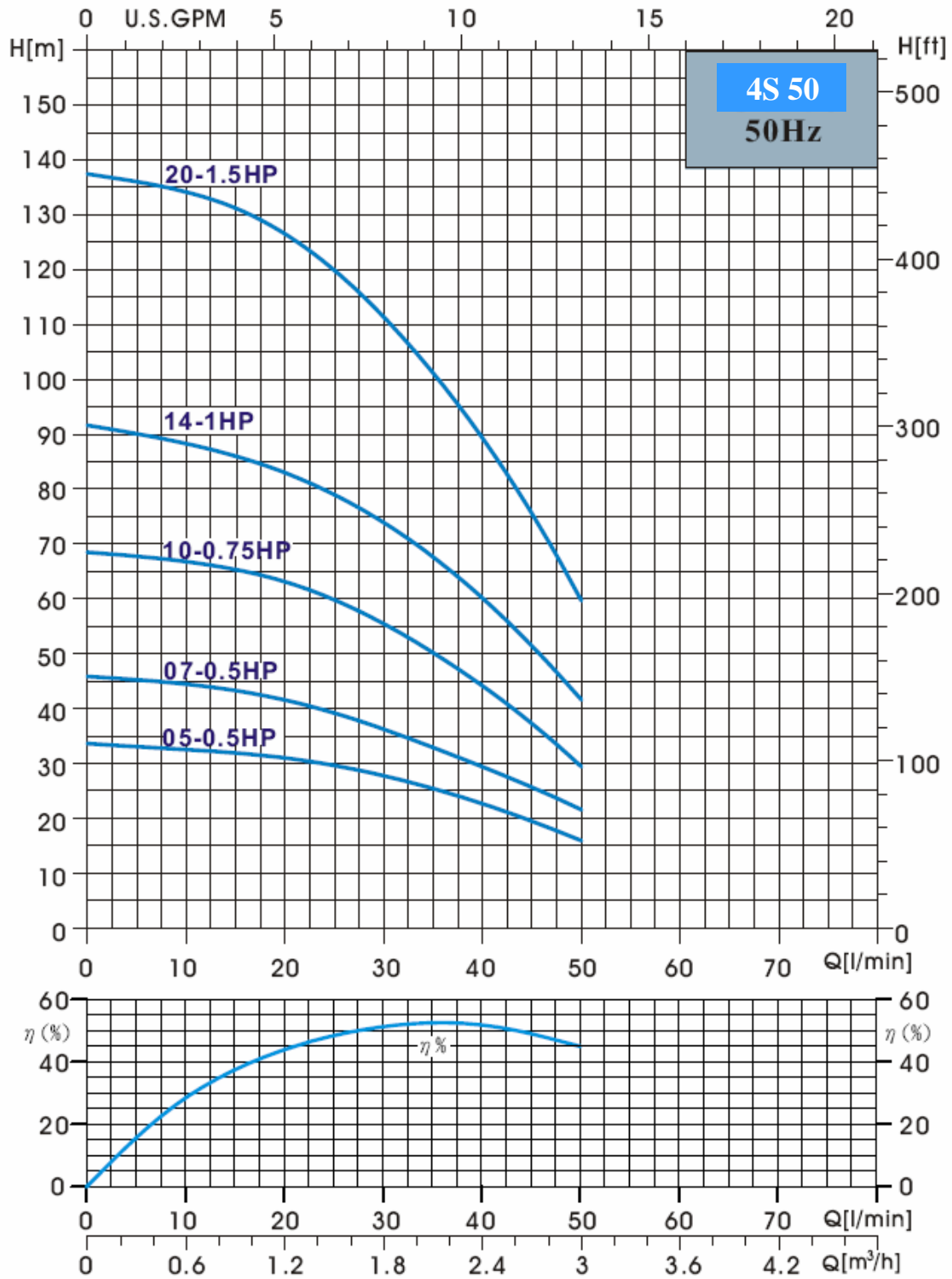
Identification

4 S (T) 100 / 05

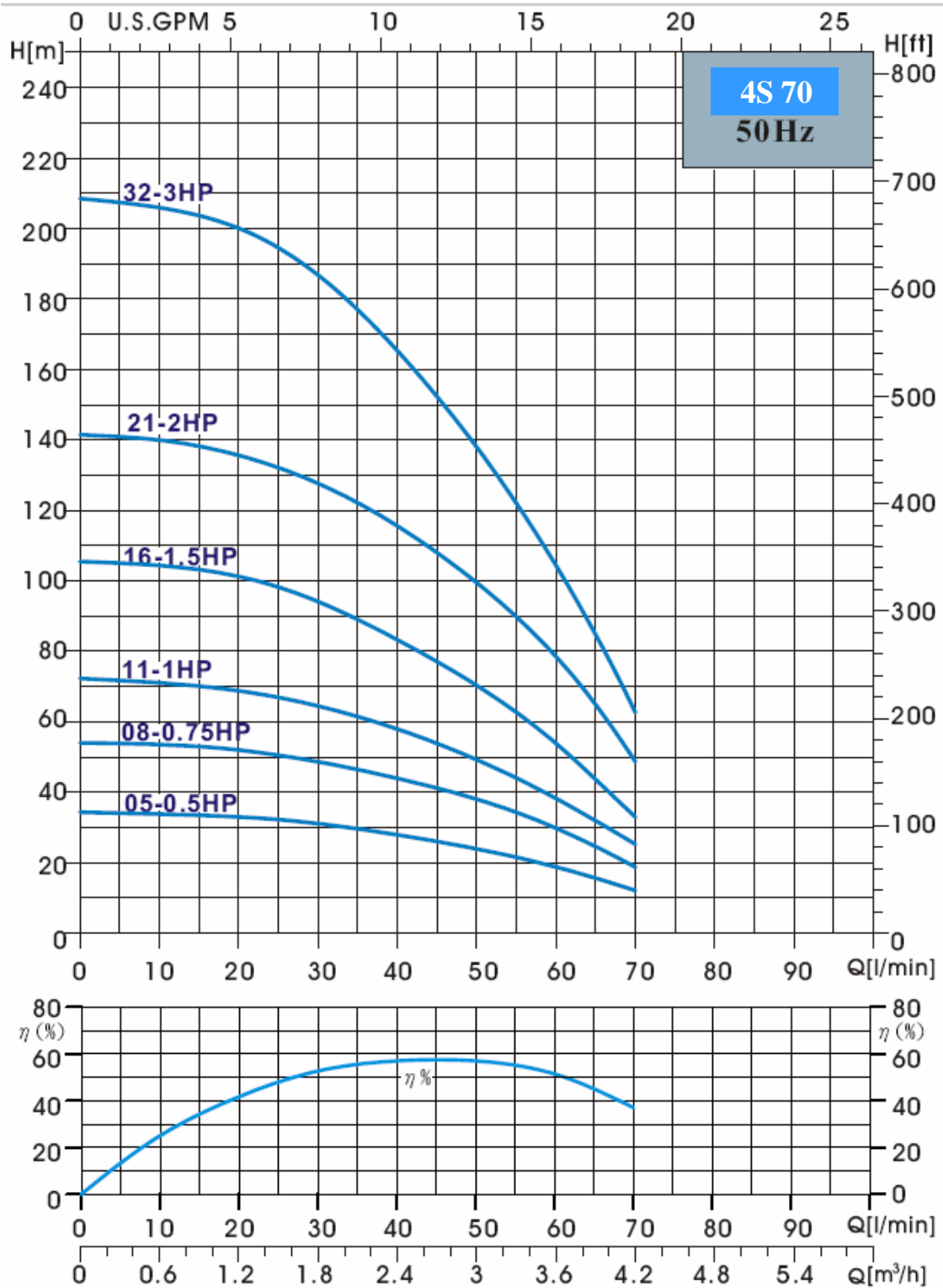




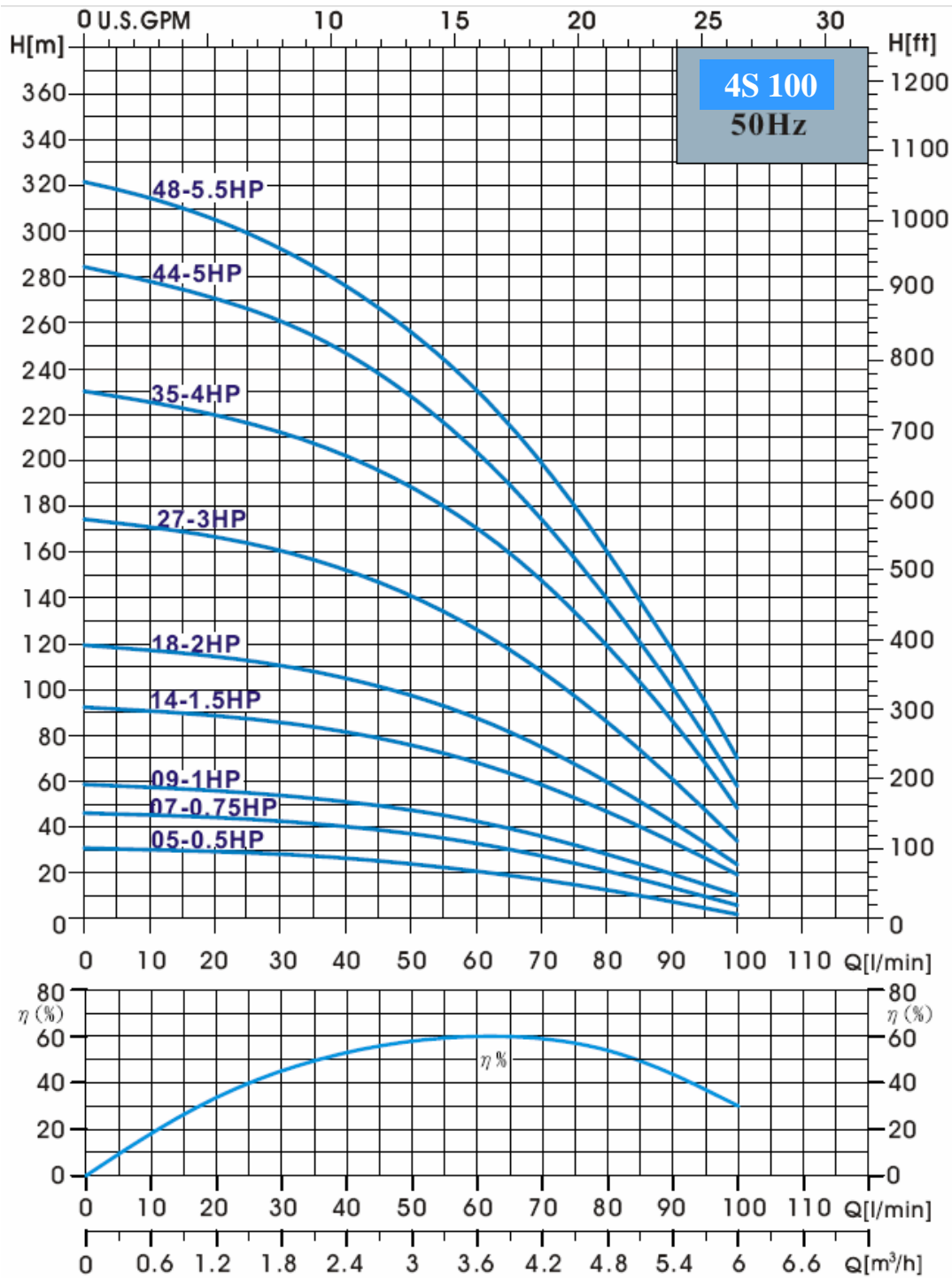
TYPE	P ₂		Q (m ³ /h – l/min)						DNM	Length	Weight
			0	0.3	0.6	0.9	1.2	1.5			
	kW	HP	0	5	10	15	20	25		mm	Kg
4S 25/10	0.37	0.5	67	63	55	46	33	18	1 1/4"	324	3.3
4S 25/13	0.37	0.5	86	78	70	56	42	23		377	3.7
4S 25/19	0.55	0.75	126	118	105	86	60	30		481	4.7
4S 25/26	0.75	1.0	173	160	141	117	81	39		642	5.8
4S 25/38	1.1	1.5	253	234	208	169	117	52		864	8.2



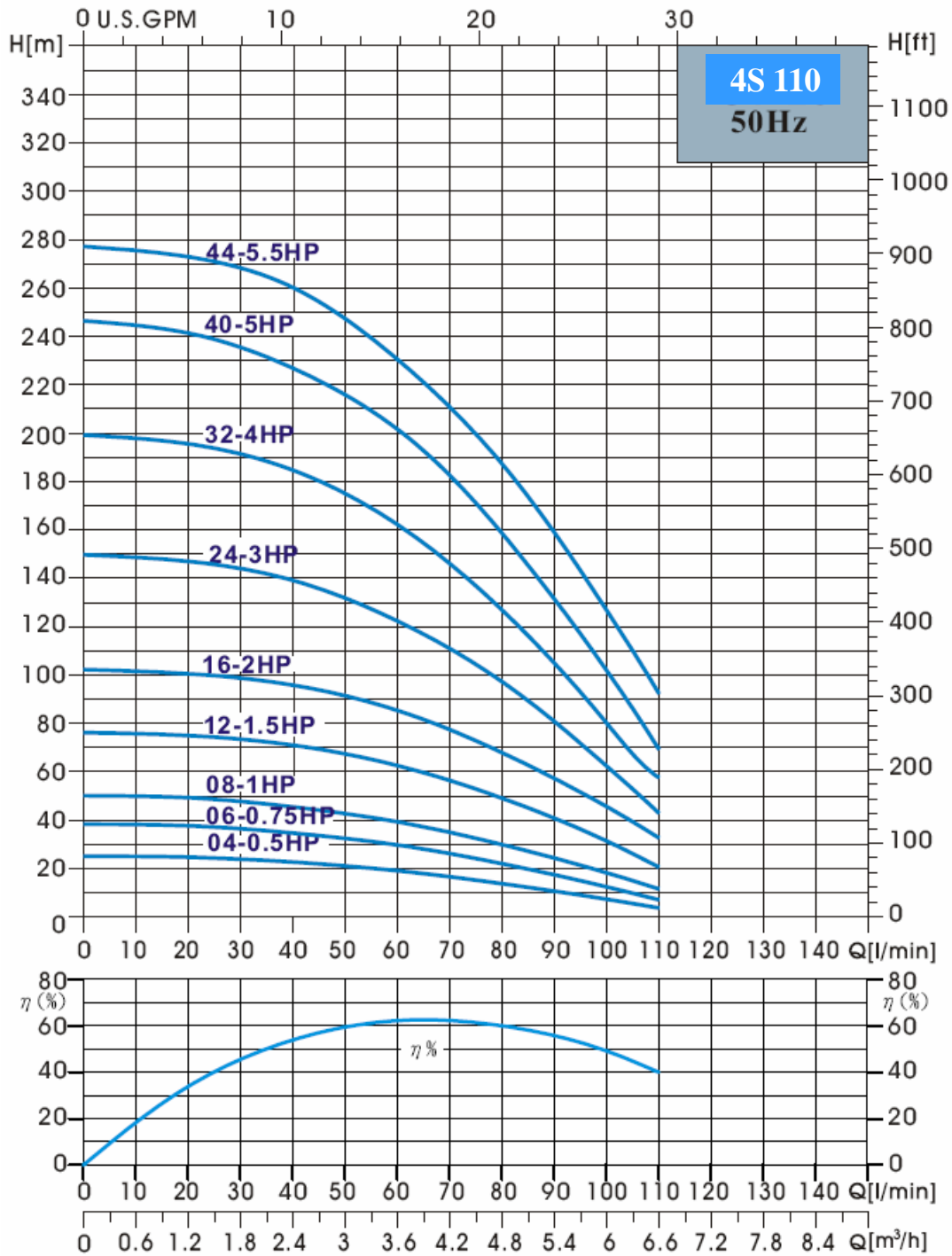
TYPE	P ₂		Q (m ³ /h – l/min)									DNM	Length	Weight
			0	0.9	1.2	1.5	1.8	2.1	2.4	2.7	3.0			
	kW	HP	0	15	20	25	30	35	40	45	50		mm	Kg
4S 50/05	0.37	0.5	34	32	31	29	27	25	23	19	16	1 1/4"	236	2.5
4S 50/07	0.37	0.5	46	43	42	39	36	33	29	26	22		271	2.8
4S 50/10	0.55	0.75	69	65	63	60	55	50	44	37	29		324	3.3
4S 50/14	0.75	1.0	92	86	83	79	74	67	60	52	42		394	3.9
4S 50/20	1.1	1.5	139	131	127	120	111	101	90	75	60		499	4.9



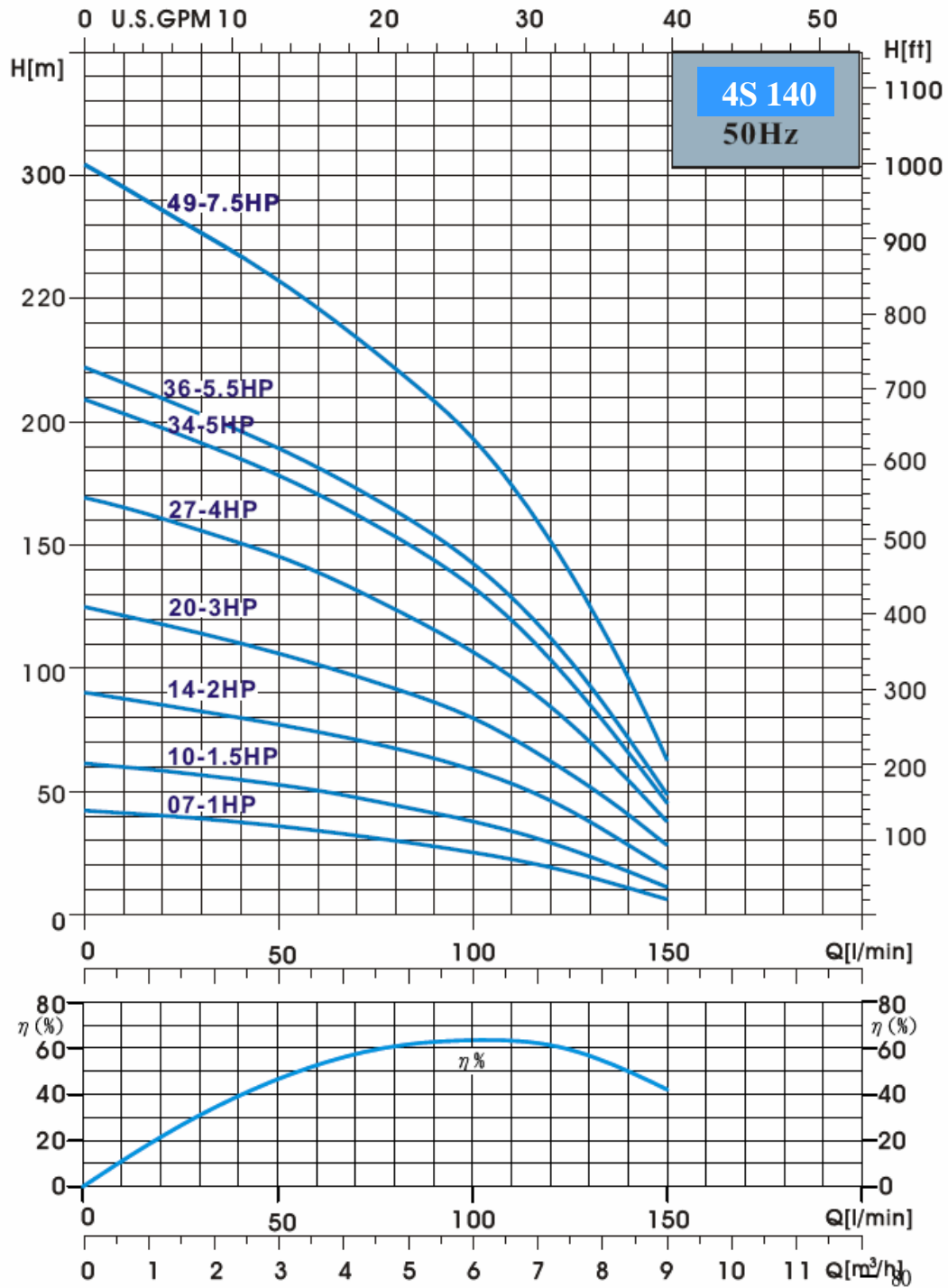
TYPE	P ₂		Q (m ³ /h – l/min)										DNM	Length	Weight
			0	1.2	1.5	1.8	2.1	2.4	2.7	3.0	3.6	4.2			
	0	20	25	30	35	40	45	50	60	70	mm	Kg			
4S 70/05	0.37	0.5	34	32	31	30	29	28	26	24	19	13	1 1/4"	236	2.5
4S 70/08	0.55	0.75	54	51	50	49	46	43	41	38	30	19		289	2.9
4S 70/11	0.75	1.0	72	68	66	64	61	58	54	49	38	26		342	3.4
4S 70/16	1.1	1.5	106	101	98	95	89	83	77	70	54	33		430	4.2
4S 70/21	1.5	2.0	142	135	132	127	122	115	108	100	79	49		519	5.0
4S 70/32	2.2	3.0	208	200	194	187	177	165	152	138	104	62		749	7.1



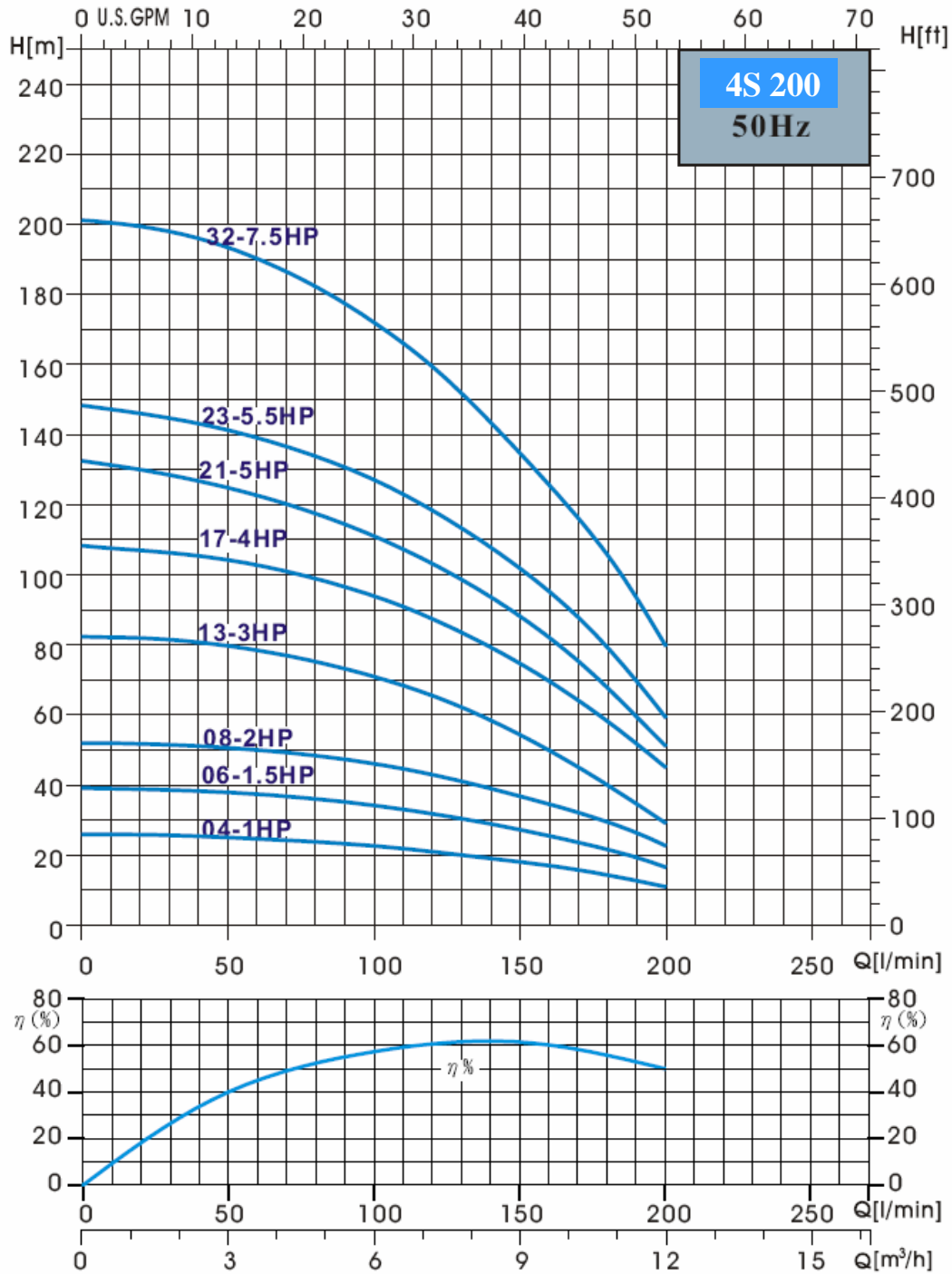
TYPE	P ₂		Q (m ³ /h – l/min)												DNM	Length	Weight
			0	1.5	1.8	2.1	2.4	2.7	3.0	3.6	4.2	4.8	5.4	6.0			
	kW	HP	0	25	30	35	40	45	50	60	70	80	90	100		mm	Kg
4S 100/05	0.37	0.5	33	29	28	27	26	25	24	21	18	13	8	3	1 1/4"	257	2.7
4S 100/07	0.55	0.75	46	43	42	41	40	39	37	33	28	21	13	7		301	3.0
4S 100/09	0.75	1.0	59	55	54	52	51	49	47	43	37	28	20	10		344	3.3
4S 100/14	1.1	1.5	93	87	86	83	81	79	76	68	58	47	33	20		452	4.1
4S 100/18	1.5	2.0	120	113	111	108	105	102	98	88	75	60	42	25		538	4.7
4S 100/27	2.2	3.0	175	164	161	157	152	147	141	127	109	87	61	35		767	6.2
4S 100/35	3.0	4.0	231	217	212	208	202	196	189	170	149	120	87	50		934	7.9
4S 100/44	3.7	5.0	285	266	260	254	248	238	229	203	172	139	100	59		1128	9.3
4S 100/48	4.0	5.5	322	299	292	285	276	267	256	231	199	160	118	70		1253	9.9



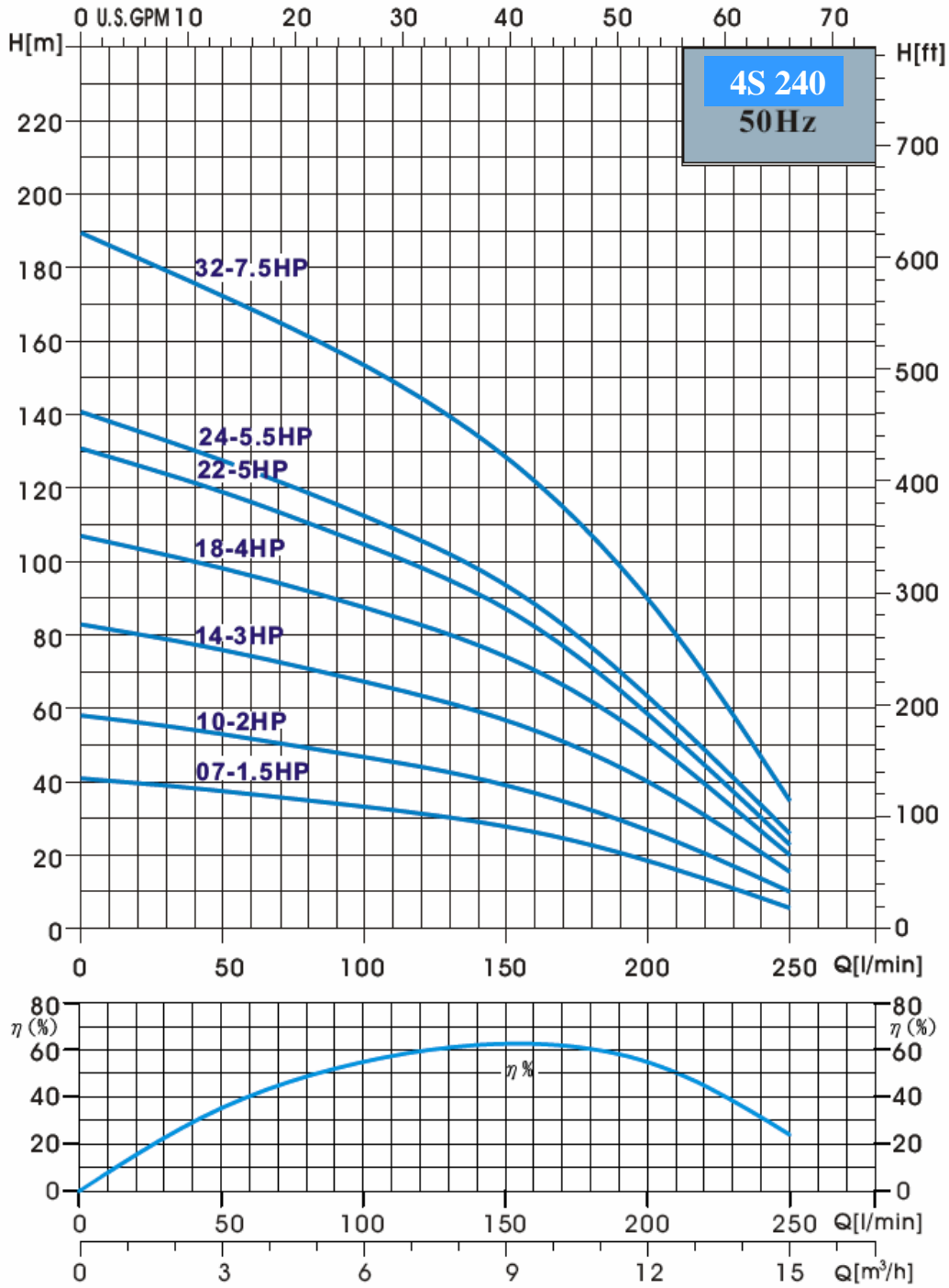
TYPE	P ₂		Q (m ³ /h – l/min)										DNM	Length	Weight
			0	2.1	2.4	2.7	3.0	3.6	4.2	4.8	5.4	6.0			
	kW	HP	0	35	40	45	50	60	70	80	90	100		mm	Kg
4S 110/04	0.37	0.5	26	23	22	22	21	19	17	14	11	7	247	2.4	
4S 110/06	0.55	0.75	38	36	35	33	32	30	26	22	18	12	296	2.2	
4S 110/08	0.75	1.0	51	47	46	44	43	39	35	30	24	18	345	3.3	
4S 110/12	1.1	1.5	77	72	71	69	68	63	57	49	41	31	433	4.1	
4S 110/16	1.5	2.0	102	98	96	94	92	86	77	68	57	46	542	5.0	
4S 110/24	2.2	3.0	151	142	139	136	132	122	111	97	80	62	777	6.6	
4S 110/32	3.0	4.0	203	188	185	180	175	162	146	127	105	80	965	8.7	
4S 110/40	3.7	5.0	253	232	227	222	216	202	182	159	131	102	1160	10.4	
4S 110/44	4.0	5.5	278	265	260	254	247	230	210	187	159	127	1296	11.2	



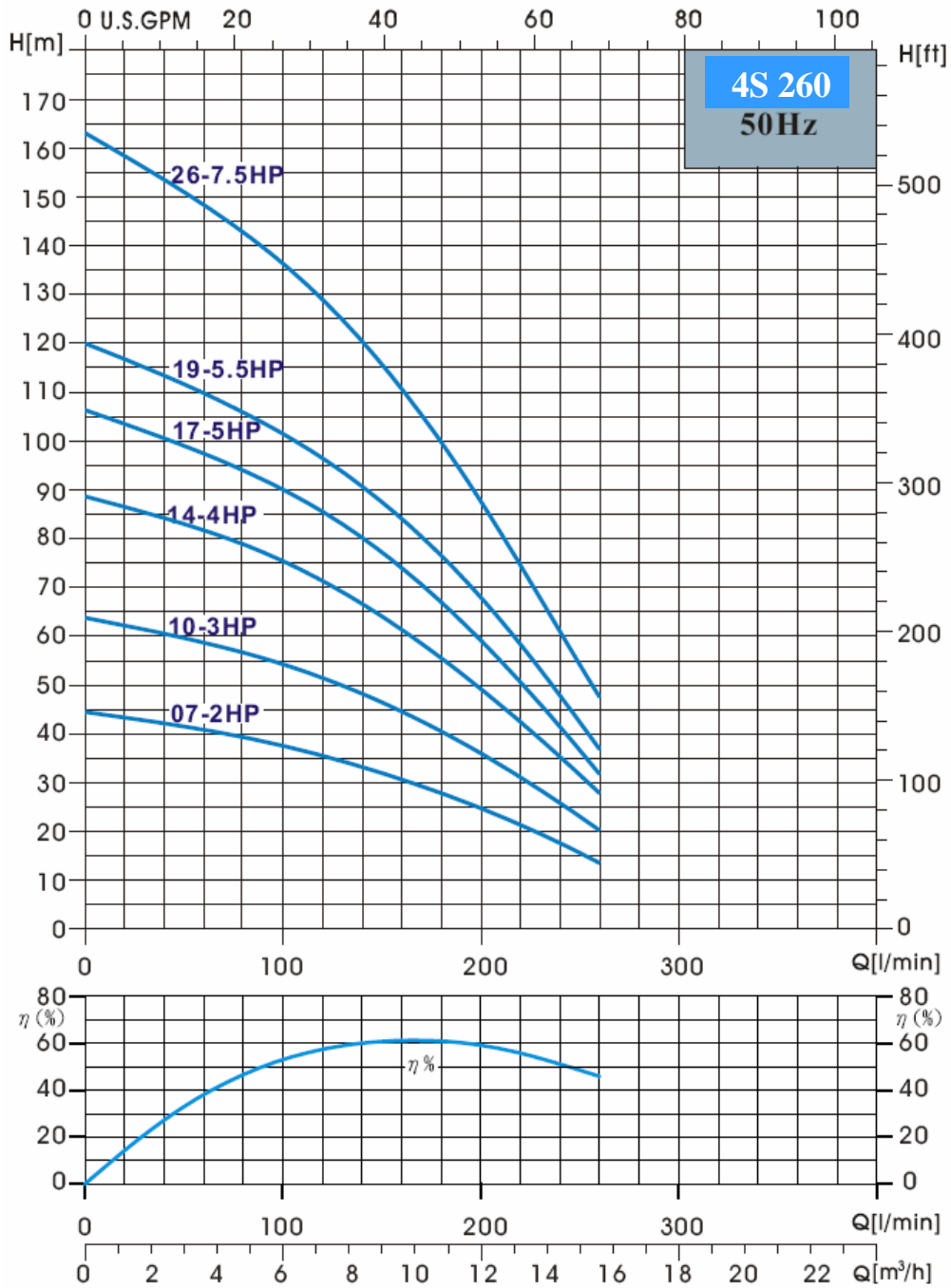
TYPE	P ₂		Q (m ³ /h – l/min)									DNM	Length	Weight
			0	3.0	3.6	4.2	4.8	5.4	6.0	7.2	8.4			
	kW	HP	0	50	60	70	80	90	100	120	140		mm	Kg
4S 140/07	0.75	1.0	42	36	34	32	30	28	25	19	11	2"	390	3.7
4S 140/10	1.1	1.5	62	53	51	48	45	41	38	29	18		483	4.6
4S 140/14	1.5	2.0	90	77	74	71	68	63	59	46	28		607	5.7
4S 140/20	2.2	3.0	125	107	102	97	92	86	80	62	40		831	7.5
4S 140/27	3.0	4.0	169	145	139	131	123	115	107	84	55		1048	9.6
4S 140/34	3.7	5.0	208	178	170	162	153	143	132	103	66		1257	11.6
4S 140/36	4.0	5.5	221	190	181	173	164	154	143	112	72		1318	12.2
4S 140/49	5.5	7.5	302	257	246	234	222	209	193	151	96		1802	15.9



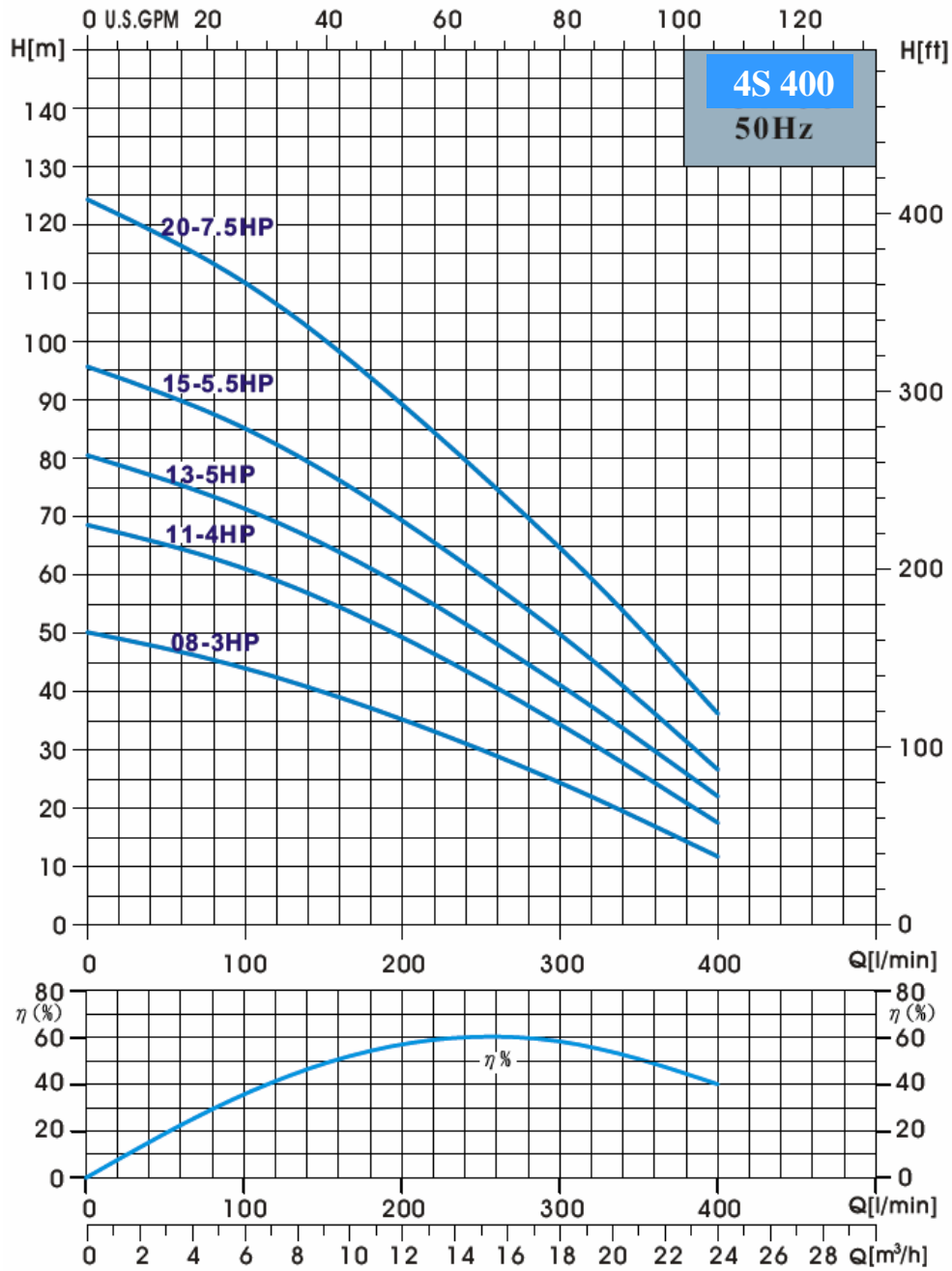
TYPE	P ₂		Q (m ³ /h – l/min)									DNM	Length	Weight
			0	4.8	5.4	6.0	7.2	8.4	9.6	10.8	12			
	kW	HP	0	80	90	100	120	140	160	180	200		mm	Kg
4S 200/04	0.75	1.0	26	24	23	22	21	19	17	15	12	2"	294	2.8
4S 200/06	1.1	1.5	39	36	35	34	32	29	26	22	17		356	3.4
4S 200/08	1.5	2.0	52	48	47	46	43	39	35	29	24		418	4.0
4S 200/13	2.2	3.0	82	75	73	71	66	59	50	40	30		573	5.5
4S 200/17	3.0	4.0	108	98	96	94	87	79	70	58	46		697	6.6
4S 200/21	3.7	5.0	132	117	114	111	103	93	82	68	52		859	7.8
4S 200/23	4.0	5.5	148	134	131	127	118	108	95	79	60		921	8.4
4S 200/32	5.5	7.5	202	182	178	172	160	143	125	105	80		1238	11.0



TYPE	P ₂		Q (m ³ /h – l/min)											DNM	Length	Weight
			0	4.8	5.4	6.0	7.2	8.4	9.6	10.8	12	13	14.4			
	0	80	90	100	120	140	160	180	200	220	240	mm	Kg			
4S 240/07	1.1	1.5	41	35	34	33	32	29	26	23	18	14	8	2"	537	5.3
4S 240/10	1.5	2.0	58	49	48	47	44	41	37	32	27	20	13		693	6.7
4S 240/14	2.2	3.0	83	71	69	67	63	58	54	48	40	31	20		901	8.5
4S 240/18	3.0	4.0	107	92	90	87	83	77	70	62	52	39	26		1147	10.4
4S 240/22	3.7	5.0	131	110	107	104	98	91	82	71	58	45	30		1345	12.3
4S 240/24	4.0	5.5	141	118	116	113	106	97	88	77	63	49	33		1449	13.2
4S 240/32	5.5	7.5	189	162	157	153	144	134	122	107	90	70	47		1866	17



TYPE	P ₂		Q (m ³ /h – l/min)										DNM	Length	Weight
			0	6.0	7.2	8.4	9.6	10.8	12	13	14.4	16			
	0	100	120	140	160	180	200	220	240	260	mm	Kg			
4S 260/07	1.5	2.0	45	37	36	33	31	28	25	22	18	14	2"	534	5.3
4S 260/10	2.2	3.0	64	54	52	48	44	41	36	32	26	20		690	6.7
4S 260/14	3.0	4.0	89	76	72	67	62	56	49	43	35	28		989	8.6
4S 260/17	3.7	5.0	107	90	86	80	74	67	59	51	42	32		1092	10.1
4S 260/19	4.0	5.5	120	102	97	91	89	76	68	58	48	37		1195	11.0
4S 260/26	5.5	7.5	163	136	129	120	111	100	87	75	61	48		1559	14.3



TYPE	P ₂		Q (m ³ /h – l/min)														DNM	Length	Weight	
			0	8.4	9.6	10.8	12	13	14.4	16	17	18	19	20	22	23				24
	0	140	160	180	200	220	240	260	280	300	320	340	360	380	400	mm		Kg		
		H (m)																		
kw	HP																			
4S 400/08	2.2	3.0	51	41	39	37	35	33	31	29	27	24	22	20	17	14	12	2"	676	6.3
4S 400/11	3.0	4.0	70	57	54	52	49	47	44	41	38	34	31	28	24	21	18		880	8.1
4S 400/13	3.7	5.0	81	67	64	61	58	55	52	48	45	41	38	34	30	26	22		1013	9.3
4S 400/15	4.0	5.5	97	79	76	73	69	66	63	58	54	50	46	41	36	32	27		1149	10.5
4S 400/20	5.5	7.5	125	102	98	94	89	84	79	74	70	65	60	54	48	43	37		1489	13.5